



HAMPTON APPLICATION

PLANNING, ENGINEERING & DEVELOPMENT DEPARTMENT

BUILDING PERMIT - ACCESSORY BUILDING (GARAGE, GARDEN SUITE, STORAGE, ETC.)

No building or structure shall be erected or altered, including demolition, nor the use of any building structure or lot to be changed unless a Development/Building Permit has been issued. A Building Permit is issued under the Building By-Law to confirm the construction is in accordance with applicable codes and by-laws. Construction is defined as to do anything in the erection, installation, extension or material alteration or repair of a building or structure and includes the installation of building/structure unit fabricated or moved from elsewhere. Accessory building is defined as a building that is incidental, subordinate, and exclusively devoted to the main use, main building, or structure located on the same lot. For any questions/clarification or assistance with the application, please Contact Planning, Engineering & Development at (506) 832-6065, via email: planning@hampton.ca

APPLICANT INFORMATION

Property Owner's Name: _____ Email: _____

Home Phone #: _____ Cell: _____

Mailing Address: _____

Contractor: _____ Contact Name: _____

Contractor Phone #: _____ Contractor Email: _____

Is this application submitted with a **Development Permit Application**? YES NO

PROPERTY INFORMATION

PID: _____ PAN: _____ Location of Project: _____

Proposed Start Date: _____ Estimated Completion Date: _____

Proposed Project Description: _____

CONSTRUCTION/DEVELOPMENT INFORMATION

Foundation System: 4ft Frost Wall (Frost wall)
 Engineered Thickened Slab
Please Attach Engineered Drawing

Floor System: Slab
 Other: _____

Wall System: Wood Framing Other:
 Steel Framing (I.C.F., Log, etc.)

Stud Spacing: _____

Stud Size: _____

Sheathing Type: _____

Sheathing Thickness: _____

Insulation: None Batt Other: _____

If yes, R-Value: _____

Cladding: Vinyl Wood Other: _____

Roof System: Engineered Truss (Supplier: _____)

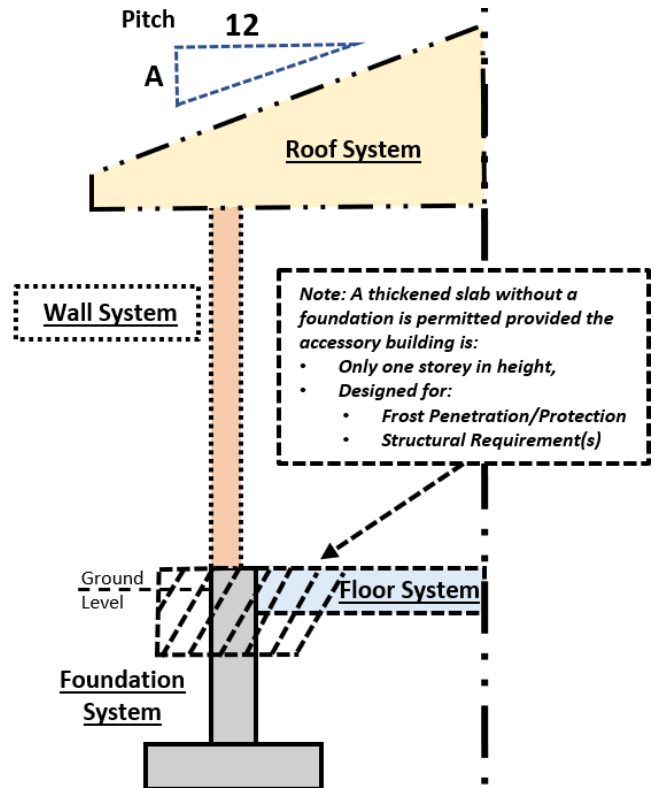
Constructed Trusses (Rafters)

Rafter Spacing: _____ Pitch (A): _____

Rafter Size: _____

Sheathing Size: _____

ESTIMATED COST OF WORK/PROJECT: \$ _____



Applicant's Signature: _____

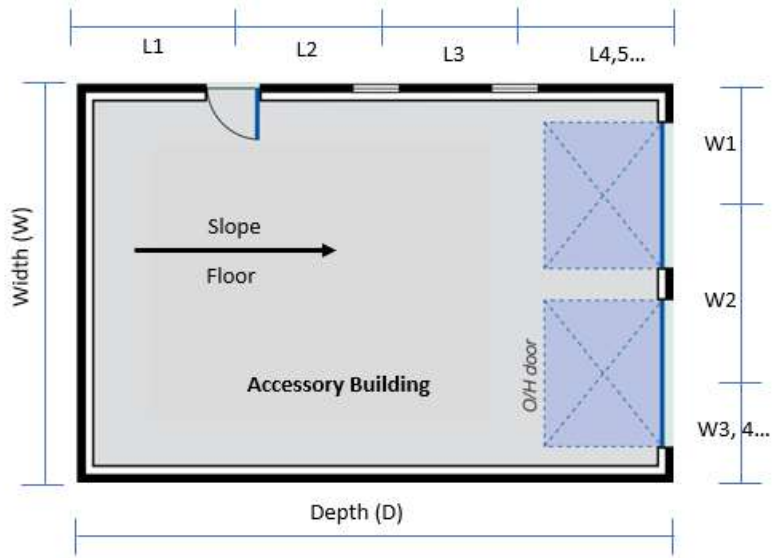
Date: _____

Owner's Signature (if Not Applicant): _____

Date: _____


Complete Diagram(s) for Accessory Building

Sample - Floor Plan(s)



Applicants - Floor Plan(s)

- Please include/draw all dimensions for walls, doors, and windows, as shown in Sample



Sample - Elevation Plan(s)



Applicants - Elevation Plan(s)

- Please include/draw location of doors and windows, as shown in Sample

